

























Course:

Response Rate: 191/246 (77.64 %)

1 - All the textbooks I need for my courses are available in the Bookstore, Canvas, or the publisher's web platform.						
Response Option	Weight	Frequency	Percent	Percent Responses	Means	
Strongly Agree	(5)	82	43.16%		4.19	
Agree	(4)	71	37.37%			
Neutral	(3)	18	9.47%			
Disagree	(2)	13	6.84%			
Strongly Disagree	(1)	1	0.53%			
N/A	(0)	5	2.63%			
				0 25 50 100	Question	
Response Rate		Mean		STD		Median
190/246 (77.24%)		4.19		0.92		4.00








2 - AUBG's practices and processes uphold ethical standards.						
Response Option	Weight	Frequency	Percent	Percent Responses	Means	
Strongly Agree	(5)	76	40.21%		4.08	
Agree	(4)	72	38.10%			
Neutral	(3)	27	14.29%			
Disagree	(2)	8	4.23%			
Strongly Disagree	(1)	6	3.17%			
N/A	(0)	0	0.00%			
				0 25 50 100	Question	
Response Rate		Mean		STD		Median
189/246 (76.83%)		4.08		1.00		4.00








3 - AUBG encouraged my participation in a variety of sports activities.						
Response Option	Weight	Frequency	Percent	Percent Responses	Means	
Strongly Agree	(5)	44	23.40%		3.51	
Agree	(4)	55	29.26%			
Neutral	(3)	52	27.66%			
Disagree	(2)	21	11.17%			
Strongly Disagree	(1)	14	7.45%			
N/A	(0)	2	1.06%			
				0 25 50 100	Question	
Response Rate		Mean		STD		Median
188/246 (76.42%)		3.51		1.19		4.00








4 - Classroom facilities effectively support learning.						
Response Option	Weight	Frequency	Percent	Percent Responses	Means	
Strongly Agree	(5)	71	38.17%		4.09	
Agree	(4)	79	42.47%			
Neutral	(3)	18	9.68%			
Disagree	(2)	15	8.06%			
Strongly Disagree	(1)	2	1.08%			
N/A	(0)	1	0.54%			
				0 25 50 100	Question	
Response Rate		Mean		STD		Median
186/246 (75.61%)		4.09		0.95		4.00








Course:

Response Rate: 191/246 (77.64 %)

5 - I get superior value for my higher education investment than students I know who attend other universities.					
Response Option	Weight	Frequency	Percent	Percent Responses	Means
Strongly Agree	(5)	58	30.69%		 3.73
Agree	(4)	65	34.39%		
Neutral	(3)	35	18.52%		
Disagree	(2)	13	6.88%		
Strongly Disagree	(1)	16	8.47%		
N/A	(0)	2	1.06%		
				0 25 50 100	Question
Response Rate		Mean		STD	Median
189/246 (76.83%)		3.73		1.22	4.00







6 - Computer labs meet my academic needs in terms of hardware and software.					
Response Option	Weight	Frequency	Percent	Percent Responses	Means
Strongly Agree	(5)	44	23.40%		 3.52
Agree	(4)	60	31.91%		
Neutral	(3)	43	22.87%		
Disagree	(2)	24	12.77%		
Strongly Disagree	(1)	14	7.45%		
N/A	(0)	3	1.60%		
				0 25 50 100	Question
Response Rate		Mean		STD	Median
188/246 (76.42%)		3.52		1.20	4.00







7 - The hybrid technology facilitated my learning during the COVID-19 pandemic.					
Response Option	Weight	Frequency	Percent	Percent Responses	Means
Strongly Agree	(5)	63	33.51%		 3.80
Agree	(4)	61	32.45%		
Neutral	(3)	33	17.55%		
Disagree	(2)	19	10.11%		
Strongly Disagree	(1)	10	5.32%		
N/A	(0)	2	1.06%		
				0 25 50 100	Question
Response Rate		Mean		STD	Median
188/246 (76.42%)		3.80		1.17	4.00







8 - Courses in my major field are stimulating and challenging.					
Response Option	Weight	Frequency	Percent	Percent Responses	Means
Strongly Agree	(5)	58	30.69%		 3.89
Agree	(4)	83	43.92%		
Neutral	(3)	27	14.29%		
Disagree	(2)	12	6.35%		
Strongly Disagree	(1)	9	4.76%		
N/A	(0)	0	0.00%		
				0 25 50 100	Question
Response Rate		Mean		STD	Median
189/246 (76.83%)		3.89		1.06	4.00







Course:

Response Rate: 191/246 (77.64 %)

9 - Courses in my major field include an appropriate balance of the theoretical and the practical.					
Response Option	Weight	Frequency	Percent	Percent Responses	Means
Strongly Agree	(5)	52	27.51%		 <p>3.76</p>
Agree	(4)	74	39.15%		
Neutral	(3)	36	19.05%		
Disagree	(2)	19	10.05%		
Strongly Disagree	(1)	8	4.23%		
N/A	(0)	0	0.00%		
				0 25 50 100	Question
Response Rate		Mean		STD	Median
189/246 (76.83%)		3.76		1.09	4.00

10 - Faculty give me regular feedback about my progress in a course in a timely manner.					
Response Option	Weight	Frequency	Percent	Percent Responses	Means
Strongly Agree	(5)	51	27.13%		 <p>3.80</p>
Agree	(4)	72	38.30%		
Neutral	(3)	46	24.47%		
Disagree	(2)	15	7.98%		
Strongly Disagree	(1)	4	2.13%		
N/A	(0)	0	0.00%		
				0 25 50 100	Question
Response Rate		Mean		STD	Median
188/246 (76.42%)		3.80		1.00	4.00

11 - Faculty treat students equally.					
Response Option	Weight	Frequency	Percent	Percent Responses	Means
Strongly Agree	(5)	50	26.88%		 <p>3.63</p>
Agree	(4)	66	35.48%		
Neutral	(3)	32	17.20%		
Disagree	(2)	24	12.90%		
Strongly Disagree	(1)	13	6.99%		
N/A	(0)	1	0.54%		
				0 25 50 100	Question
Response Rate		Mean		STD	Median
186/246 (75.61%)		3.63		1.21	4.00

12 - I am actively involved in student clubs.					
Response Option	Weight	Frequency	Percent	Percent Responses	Means
Strongly Agree	(5)	79	42.02%		 <p>3.73</p>
Agree	(4)	36	19.15%		
Neutral	(3)	24	12.77%		
Disagree	(2)	25	13.30%		
Strongly Disagree	(1)	18	9.57%		
N/A	(0)	6	3.19%		
				0 25 50 100	Question
Response Rate		Mean		STD	Median
188/246 (76.42%)		3.73		1.39	4.00

Course:

Response Rate: 191/246 (77.64 %)

13 - I am aware of how to use the Counseling Center's services.					
Response Option	Weight	Frequency	Percent	Percent Responses	Means
Strongly Agree	(5)	38	20.21%		3.26
Agree	(4)	50	26.60%		
Neutral	(3)	33	17.55%		
Disagree	(2)	47	25.00%		
Strongly Disagree	(1)	16	8.51%		
N/A	(0)	4	2.13%		
				0 25 50 100	Question
Response Rate		Mean		STD	Median
188/246 (76.42%)		3.26		1.28	3.00








14 - I am satisfied with the food choices provided in the cafeteria.					
Response Option	Weight	Frequency	Percent	Percent Responses	Means
Strongly Agree	(5)	16	8.51%		2.56
Agree	(4)	30	15.96%		
Neutral	(3)	43	22.87%		
Disagree	(2)	48	25.53%		
Strongly Disagree	(1)	48	25.53%		
N/A	(0)	3	1.60%		
				0 25 50 100	Question
Response Rate		Mean		STD	Median
188/246 (76.42%)		2.56		1.27	2.00








15 - I am academically well prepared for the next step in my life plan.					
Response Option	Weight	Frequency	Percent	Percent Responses	Means
Strongly Agree	(5)	40	21.16%		3.67
Agree	(4)	81	42.86%		
Neutral	(3)	42	22.22%		
Disagree	(2)	18	9.52%		
Strongly Disagree	(1)	8	4.23%		
N/A	(0)	0	0.00%		
				0 25 50 100	Question
Response Rate		Mean		STD	Median
189/246 (76.83%)		3.67		1.05	4.00








16 - I can find adequate job or internship information through the Career Center.					
Response Option	Weight	Frequency	Percent	Percent Responses	Means
Strongly Agree	(5)	38	20.11%		3.45
Agree	(4)	45	23.81%		
Neutral	(3)	61	32.28%		
Disagree	(2)	19	10.05%		
Strongly Disagree	(1)	12	6.35%		
N/A	(0)	14	7.41%		
				0 25 50 100	Question
Response Rate		Mean		STD	Median
189/246 (76.83%)		3.45		1.15	3.00








Course:

Response Rate: 191/246 (77.64 %)

17 - I can get adequate information from the Financial Aid and Student Loans offices.					
Response Option	Weight	Frequency	Percent	Percent Responses	Means
Strongly Agree	(5)	42	22.22%		 <p>3.76</p>
Agree	(4)	64	33.86%		
Neutral	(3)	49	25.93%		
Disagree	(2)	8	4.23%		
Strongly Disagree	(1)	6	3.17%		
N/A	(0)	20	10.58%		
				0 25 50 100	Question
Response Rate		Mean		STD	Median
189/246 (76.83%)		3.76		1.00	4.00








18 - OCC helps me when I need it.					
Response Option	Weight	Frequency	Percent	Percent Responses	Means
Strongly Agree	(5)	77	40.74%		 <p>4.19</p>
Agree	(4)	72	38.10%		
Neutral	(3)	24	12.70%		
Disagree	(2)	5	2.65%		
Strongly Disagree	(1)	3	1.59%		
N/A	(0)	8	4.23%		
				0 25 50 100	Question
Response Rate		Mean		STD	Median
189/246 (76.83%)		4.19		0.89	4.00








19 - Canvas supports my learning.					
Response Option	Weight	Frequency	Percent	Percent Responses	Means
Strongly Agree	(5)	85	44.97%		 <p>4.31</p>
Agree	(4)	81	42.86%		
Neutral	(3)	21	11.11%		
Disagree	(2)	0	0.00%		
Strongly Disagree	(1)	2	1.06%		
N/A	(0)	0	0.00%		
				0 25 50 100	Question
Response Rate		Mean		STD	Median
189/246 (76.83%)		4.31		0.75	4.00








20 - The Health Center helps me when I need it.					
Response Option	Weight	Frequency	Percent	Percent Responses	Means
Strongly Agree	(5)	52	27.66%		 <p>3.70</p>
Agree	(4)	67	35.64%		
Neutral	(3)	35	18.62%		
Disagree	(2)	18	9.57%		
Strongly Disagree	(1)	12	6.38%		
N/A	(0)	4	2.13%		
				0 25 50 100	Question
Response Rate		Mean		STD	Median
188/246 (76.42%)		3.70		1.17	4.00








Course:

Response Rate: 191/246 (77.64 %)

21 - I take advantage of services provided by the Advising Center when necessary.					
Response Option	Weight	Frequency	Percent	Percent Responses	Means
Strongly Agree	(5)	28	14.81%		 <p>3.30</p>
Agree	(4)	49	25.93%		
Neutral	(3)	55	29.10%		
Disagree	(2)	38	20.11%		
Strongly Disagree	(1)	7	3.70%		
N/A	(0)	12	6.35%		
				0 25 50 100	Question
Response Rate		Mean		STD	Median
189/246 (76.83%)		3.30		1.10	3.00








22 - I would still choose AUBG if I had the opportunity to make my higher education decision over again.					
Response Option	Weight	Frequency	Percent	Percent Responses	Means
Strongly Agree	(5)	67	35.45%		 <p>3.76</p>
Agree	(4)	54	28.57%		
Neutral	(3)	36	19.05%		
Disagree	(2)	14	7.41%		
Strongly Disagree	(1)	16	8.47%		
N/A	(0)	2	1.06%		
				0 25 50 100	Question
Response Rate		Mean		STD	Median
189/246 (76.83%)		3.76		1.25	4.00








23 - Library resources meet my information needs.					
Response Option	Weight	Frequency	Percent	Percent Responses	Means
Strongly Agree	(5)	81	43.09%		 <p>4.24</p>
Agree	(4)	70	37.23%		
Neutral	(3)	23	12.23%		
Disagree	(2)	6	3.19%		
Strongly Disagree	(1)	1	0.53%		
N/A	(0)	7	3.72%		
				0 25 50 100	Question
Response Rate		Mean		STD	Median
188/246 (76.42%)		4.24		0.84	4.00








24 - Library staff provide useful assistance.					
Response Option	Weight	Frequency	Percent	Percent Responses	Means
Strongly Agree	(5)	120	63.83%		 <p>4.59</p>
Agree	(4)	50	26.60%		
Neutral	(3)	10	5.32%		
Disagree	(2)	0	0.00%		
Strongly Disagree	(1)	1	0.53%		
N/A	(0)	7	3.72%		
				0 25 50 100	Question
Response Rate		Mean		STD	Median
188/246 (76.42%)		4.59		0.65	5.00








Course:

Response Rate: 191/246 (77.64 %)

25 - Living in residence halls helped me better understand others.						
Response Option	Weight	Frequency	Percent	Percent Responses	Means	
Strongly Agree	(5)	64	34.04%		 <p>3.82</p>	
Agree	(4)	49	26.06%			
Neutral	(3)	38	20.21%			
Disagree	(2)	15	7.98%			
Strongly Disagree	(1)	9	4.79%			
N/A	(0)	13	6.91%			
				0 25 50 100	Question	
Response Rate		Mean		STD		Median
188/246 (76.42%)		3.82		1.17		4.00








26 - Locating information in the library is simple and easy.						
Response Option	Weight	Frequency	Percent	Percent Responses	Means	
Strongly Agree	(5)	60	31.75%		 <p>4.01</p>	
Agree	(4)	76	40.21%			
Neutral	(3)	37	19.58%			
Disagree	(2)	5	2.65%			
Strongly Disagree	(1)	4	2.12%			
N/A	(0)	7	3.70%			
				0 25 50 100	Question	
Response Rate		Mean		STD		Median
189/246 (76.83%)		4.01		0.92		4.00








27 - My academic advisor is well informed about issues related to the major.						
Response Option	Weight	Frequency	Percent	Percent Responses	Means	
Strongly Agree	(5)	47	24.87%		 <p>3.61</p>	
Agree	(4)	51	26.98%			
Neutral	(3)	50	26.46%			
Disagree	(2)	14	7.41%			
Strongly Disagree	(1)	12	6.35%			
N/A	(0)	15	7.94%			
				0 25 50 100	Question	
Response Rate		Mean		STD		Median
189/246 (76.83%)		3.61		1.17		4.00








28 - My AUBG experience overall has prepared me for my role as a citizen of my country.						
Response Option	Weight	Frequency	Percent	Percent Responses	Means	
Strongly Agree	(5)	50	26.74%		 <p>3.90</p>	
Agree	(4)	87	46.52%			
Neutral	(3)	31	16.58%			
Disagree	(2)	10	5.35%			
Strongly Disagree	(1)	6	3.21%			
N/A	(0)	3	1.60%			
				0 25 50 100	Question	
Response Rate		Mean		STD		Median
187/246 (76.02%)		3.90		0.97		4.00








Course:

Response Rate: 191/246 (77.64 %)

29 - AUBG has provided me with an excellent education.					
Response Option	Weight	Frequency	Percent	Percent Responses	Means
Strongly Agree	(5)	48	25.40%		 <p>3.82</p>
Agree	(4)	77	40.74%		
Neutral	(3)	50	26.46%		
Disagree	(2)	8	4.23%		
Strongly Disagree	(1)	5	2.65%		
N/A	(0)	1	0.53%		
				0 25 50 100	Question
Response Rate		Mean		STD	Median
189/246 (76.83%)		3.82		0.95	4.00








30 - The WI-FI network supports my learning.					
Response Option	Weight	Frequency	Percent	Percent Responses	Means
Strongly Agree	(5)	30	15.87%		 <p>3.23</p>
Agree	(4)	60	31.75%		
Neutral	(3)	39	20.63%		
Disagree	(2)	35	18.52%		
Strongly Disagree	(1)	21	11.11%		
N/A	(0)	4	2.12%		
				0 25 50 100	Question
Response Rate		Mean		STD	Median
189/246 (76.83%)		3.23		1.25	3.00








31 - The program requirements for my major are easy to understand.					
Response Option	Weight	Frequency	Percent	Percent Responses	Means
Strongly Agree	(5)	52	27.51%		 <p>3.91</p>
Agree	(4)	95	50.26%		
Neutral	(3)	21	11.11%		
Disagree	(2)	15	7.94%		
Strongly Disagree	(1)	6	3.17%		
N/A	(0)	0	0.00%		
				0 25 50 100	Question
Response Rate		Mean		STD	Median
189/246 (76.83%)		3.91		0.99	4.00








32 - The student information system makes it easy for me to register for courses.					
Response Option	Weight	Frequency	Percent	Percent Responses	Means
Strongly Agree	(5)	36	19.05%		 <p>3.67</p>
Agree	(4)	85	44.97%		
Neutral	(3)	32	16.93%		
Disagree	(2)	15	7.94%		
Strongly Disagree	(1)	11	5.82%		
N/A	(0)	10	5.29%		
				0 25 50 100	Question
Response Rate		Mean		STD	Median
189/246 (76.83%)		3.67		1.08	4.00








Course:

Response Rate: 191/246 (77.64 %)

33 - Residence halls provide a comfortable atmosphere for both living and learning.					
Response Option	Weight	Frequency	Percent	Percent Responses	Means
Strongly Agree	(5)	47	25.13%		 3.69
Agree	(4)	68	36.36%		
Neutral	(3)	34	18.18%		
Disagree	(2)	21	11.23%		
Strongly Disagree	(1)	9	4.81%		
N/A	(0)	8	4.28%		
				0 25 50 100	Question
Response Rate		Mean		STD	Median
187/246 (76.02%)		3.69		1.13	4.00








34 - Residence Life staff and the Hall Directors are supportive and helpful.					
Response Option	Weight	Frequency	Percent	Percent Responses	Means
Strongly Agree	(5)	54	28.57%		 3.75
Agree	(4)	62	32.80%		
Neutral	(3)	34	17.99%		
Disagree	(2)	16	8.47%		
Strongly Disagree	(1)	11	5.82%		
N/A	(0)	12	6.35%		
				0 25 50 100	Question
Response Rate		Mean		STD	Median
189/246 (76.83%)		3.75		1.17	4.00








35 - Security staff are visible and available to students.					
Response Option	Weight	Frequency	Percent	Percent Responses	Means
Strongly Agree	(5)	77	40.96%		 4.15
Agree	(4)	71	37.77%		
Neutral	(3)	27	14.36%		
Disagree	(2)	8	4.26%		
Strongly Disagree	(1)	2	1.06%		
N/A	(0)	3	1.60%		
				0 25 50 100	Question
Response Rate		Mean		STD	Median
188/246 (76.42%)		4.15		0.90	4.00








36 - Serving on committees allows students to participate in University decisions.					
Response Option	Weight	Frequency	Percent	Percent Responses	Means
Strongly Agree	(5)	40	21.39%		 3.66
Agree	(4)	52	27.81%		
Neutral	(3)	60	32.09%		
Disagree	(2)	11	5.88%		
Strongly Disagree	(1)	5	2.67%		
N/A	(0)	19	10.16%		
				0 25 50 100	Question
Response Rate		Mean		STD	Median
187/246 (76.02%)		3.66		1.01	4.00








Course:

Response Rate: 191/246 (77.64 %)

37 - The RA's provided me with useful advice and programs.					
Response Option	Weight	Frequency	Percent	Percent Responses	Means
Strongly Agree	(5)	39	20.74%		 <p>3.33</p>
Agree	(4)	50	26.60%		
Neutral	(3)	40	21.28%		
Disagree	(2)	22	11.70%		
Strongly Disagree	(1)	24	12.77%		
N/A	(0)	13	6.91%		
				0 25 50 100	Question
Response Rate		Mean		STD	Median
188/246 (76.42%)		3.33		1.32	4.00








38 - I felt safe taking courses on the ground during the COVID-19 pandemic.					
Response Option	Weight	Frequency	Percent	Percent Responses	Means
Strongly Agree	(5)	67	35.45%		 <p>4.02</p>
Agree	(4)	66	34.92%		
Neutral	(3)	30	15.87%		
Disagree	(2)	8	4.23%		
Strongly Disagree	(1)	6	3.17%		
N/A	(0)	12	6.35%		
				0 25 50 100	Question
Response Rate		Mean		STD	Median
189/246 (76.83%)		4.02		1.02	4.00








39 - I found the activities for international students helpful.					
Response Option	Weight	Frequency	Percent	Percent Responses	Means
Strongly Agree	(5)	33	17.74%		 <p>3.67</p>
Agree	(4)	53	28.49%		
Neutral	(3)	50	26.88%		
Disagree	(2)	4	2.15%		
Strongly Disagree	(1)	8	4.30%		
N/A	(0)	38	20.43%		
				0 25 50 100	Question
Response Rate		Mean		STD	Median
186/246 (75.61%)		3.67		1.03	4.00








40 - The Canteen offers food items with the right balance between price and quality.					
Response Option	Weight	Frequency	Percent	Percent Responses	Means
Strongly Agree	(5)	15	7.94%		 <p>2.31</p>
Agree	(4)	24	12.70%		
Neutral	(3)	30	15.87%		
Disagree	(2)	51	26.98%		
Strongly Disagree	(1)	66	34.92%		
N/A	(0)	3	1.59%		
				0 25 50 100	Question
Response Rate		Mean		STD	Median
189/246 (76.83%)		2.31		1.29	2.00








Course:

Response Rate: 191/246 (77.64 %)

41 - The curriculum for my major is up-to-date.					
Response Option	Weight	Frequency	Percent	Percent Responses	Means
Strongly Agree	(5)	45	23.81%		 <p>3.65</p>
Agree	(4)	73	38.62%		
Neutral	(3)	39	20.63%		
Disagree	(2)	19	10.05%		
Strongly Disagree	(1)	11	5.82%		
N/A	(0)	2	1.06%		
				0 25 50 100	Question
Response Rate		Mean		STD	Median
189/246 (76.83%)		3.65		1.13	4.00








42 - The student information system makes it easy for me to understand my progress towards the completion of my degree.					
Response Option	Weight	Frequency	Percent	Percent Responses	Means
Strongly Agree	(5)	42	22.46%		 <p>3.64</p>
Agree	(4)	76	40.64%		
Neutral	(3)	28	14.97%		
Disagree	(2)	28	14.97%		
Strongly Disagree	(1)	8	4.28%		
N/A	(0)	5	2.67%		
				0 25 50 100	Question
Response Rate		Mean		STD	Median
187/246 (76.02%)		3.64		1.13	4.00








43 - The variety of extra-curricular activities meets my interests.					
Response Option	Weight	Frequency	Percent	Percent Responses	Means
Strongly Agree	(5)	75	39.89%		 <p>4.01</p>
Agree	(4)	61	32.45%		
Neutral	(3)	35	18.62%		
Disagree	(2)	9	4.79%		
Strongly Disagree	(1)	7	3.72%		
N/A	(0)	1	0.53%		
				0 25 50 100	Question
Response Rate		Mean		STD	Median
188/246 (76.42%)		4.01		1.06	4.00








44 - The Registrar's Office staff were helpful.					
Response Option	Weight	Frequency	Percent	Percent Responses	Means
Strongly Agree	(5)	93	49.21%		 <p>4.30</p>
Agree	(4)	70	37.04%		
Neutral	(3)	18	9.52%		
Disagree	(2)	3	1.59%		
Strongly Disagree	(1)	4	2.12%		
N/A	(0)	1	0.53%		
				0 25 50 100	Question
Response Rate		Mean		STD	Median
189/246 (76.83%)		4.30		0.87	4.00








Course:

Response Rate: 191/246 (77.64 %)

45 - The Writing Center is a useful resource.						
Response Option	Weight	Frequency	Percent	Percent Responses	Means	
Strongly Agree	(5)	42	22.22%		 3.72	
Agree	(4)	61	32.28%			
Neutral	(3)	53	28.04%			
Disagree	(2)	8	4.23%			
Strongly Disagree	(1)	7	3.70%			
N/A	(0)	18	9.52%			
				0 25 50 100	Question	
Response Rate		Mean		STD		Median
189/246 (76.83%)		3.72		1.02		4.00

46 - My professors were willing to help me when I needed assistance in my coursework.						
Response Option	Weight	Frequency	Percent	Percent Responses	Means	
Strongly Agree	(5)	76	40.43%		 4.24	
Agree	(4)	87	46.28%			
Neutral	(3)	19	10.11%			
Disagree	(2)	3	1.60%			
Strongly Disagree	(1)	2	1.06%			
N/A	(0)	1	0.53%			
				0 25 50 100	Question	
Response Rate		Mean		STD		Median
188/246 (76.42%)		4.24		0.78		4.00








47 - My professors gave me individual attention when I requested it.						
Response Option	Weight	Frequency	Percent	Percent Responses	Means	
Strongly Agree	(5)	78	41.27%		 4.24	
Agree	(4)	83	43.92%			
Neutral	(3)	23	12.17%			
Disagree	(2)	3	1.59%			
Strongly Disagree	(1)	1	0.53%			
N/A	(0)	1	0.53%			
				0 25 50 100	Question	
Response Rate		Mean		STD		Median
189/246 (76.83%)		4.24		0.77		4.00

48 - The direct experience or hands-on practice of specific particular art forms provided by my Aesthetic Expression						
Response Option	Weight	Frequency	Percent	Percent Responses	Means	
Strongly Agree	(5)	56	29.95%		 3.84	
Agree	(4)	58	31.02%			
Neutral	(3)	31	16.58%			
Disagree	(2)	14	7.49%			
Strongly Disagree	(1)	8	4.28%			
N/A	(0)	20	10.70%			
				0 25 50 100	Question	
Response Rate		Mean		STD		Median
187/246 (76.02%)		3.84		1.13		4.00








Course:

Response Rate: 191/246 (77.64 %)








49 - My Aesthetic Expression course(s) helped me recognize formal and stylistic features of musical, artistic, and performance-based works.

Response Option	Weight	Frequency	Percent	Percent Responses	Means
Strongly Agree	(5)	65	34.57%		 <p>3.90</p>
Agree	(4)	64	34.04%		
Neutral	(3)	30	15.96%		
Disagree	(2)	16	8.51%		
Strongly Disagree	(1)	7	3.72%		
N/A	(0)	6	3.19%		
				0 25 50 100	Question
Response Rate		Mean		STD	Median
188/246 (76.42%)		3.90		1.10	4.00








50 - My Historical Analysis: Historical Research course(s) enhanced my ability to evaluate historical claims by showing me how to read historical sources.

Response Option	Weight	Frequency	Percent	Percent Responses	Means
Strongly Agree	(5)	43	23.12%		 <p>3.62</p>
Agree	(4)	66	35.48%		
Neutral	(3)	44	23.66%		
Disagree	(2)	21	11.29%		
Strongly Disagree	(1)	9	4.84%		
N/A	(0)	3	1.61%		
				0 25 50 100	Question
Response Rate		Mean		STD	Median
186/246 (75.61%)		3.62		1.11	4.00

51 - My Historical Analysis: Historical Sources course(s) gave me a clearer understanding of the historical contexts of key events and issues from the past.

Response Option	Weight	Frequency	Percent	Percent Responses	Means
Strongly Agree	(5)	49	26.20%		 <p>3.78</p>
Agree	(4)	72	38.50%		
Neutral	(3)	40	21.39%		
Disagree	(2)	17	9.09%		
Strongly Disagree	(1)	5	2.67%		
N/A	(0)	4	2.14%		
				0 25 50 100	Question
Response Rate		Mean		STD	Median
187/246 (76.02%)		3.78		1.03	4.00








52 - My Literary Analysis courses helped me develop and express my own interpretations of literary works with greater sophistication and precision.

Response Option	Weight	Frequency	Percent	Percent Responses	Means
Strongly Agree	(5)	60	31.75%		 <p>3.88</p>
Agree	(4)	70	37.04%		
Neutral	(3)	32	16.93%		
Disagree	(2)	16	8.47%		
Strongly Disagree	(1)	6	3.17%		
N/A	(0)	5	2.65%		
				0 25 50 100	Question
Response Rate		Mean		STD	Median
189/246 (76.83%)		3.88		1.06	4.00








Course:

Response Rate: 191/246 (77.64 %)








53 - My Literary Analysis courses showed me how to read literary works with attention to language and form and to the cultural and historical contexts in which they were composed.

Response Option	Weight	Frequency	Percent	Percent Responses	Means			
Strongly Agree	(5)	58	30.69%		 <p>3.84</p>	Question		
Agree	(4)	69	36.51%					
Neutral	(3)	33	17.46%					
Disagree	(2)	18	9.52%					
Strongly Disagree	(1)	6	3.17%					
N/A	(0)	5	2.65%					
Response Rate				Mean	STD	Median		
189/246 (76.83%)				3.84	1.08	4.00		








54 - My Moral and Philosophical Reasoning course(s) helped me understand how philosophical or ethical ideas developed historically.

Response Option	Weight	Frequency	Percent	Percent Responses	Means			
Strongly Agree	(5)	64	34.04%		 <p>4.09</p>	Question		
Agree	(4)	85	45.21%					
Neutral	(3)	27	14.36%					
Disagree	(2)	6	3.19%					
Strongly Disagree	(1)	3	1.60%					
N/A	(0)	3	1.60%					
Response Rate				Mean	STD	Median		
188/246 (76.42%)				4.09	0.87	4.00		

55 - My Moral and Philosophical Reasoning course(s) presented principles and explored complexities in ethical decision-making in a way that will help me understand and face contemporary problems in my own life or society.

Response Option	Weight	Frequency	Percent	Percent Responses	Means			
Strongly Agree	(5)	67	35.45%		 <p>4.06</p>	Question		
Agree	(4)	77	40.74%					
Neutral	(3)	32	16.93%					
Disagree	(2)	7	3.70%					
Strongly Disagree	(1)	3	1.59%					
N/A	(0)	3	1.59%					
Response Rate				Mean	STD	Median		
189/246 (76.83%)				4.06	0.91	4.00		








56 - My Quantitative Reasoning courses helped me distinguish between appropriate and inappropriate uses of mathematical methods to solve problems or support claims.

Response Option	Weight	Frequency	Percent	Percent Responses	Means			
Strongly Agree	(5)	53	28.19%		 <p>3.61</p>	Question		
Agree	(4)	58	30.85%					
Neutral	(3)	41	21.81%					
Disagree	(2)	15	7.98%					
Strongly Disagree	(1)	18	9.57%					
N/A	(0)	3	1.60%					
Response Rate				Mean	STD	Median		
188/246 (76.42%)				3.61	1.25	4.00		








Course:

Response Rate: 191/246 (77.64 %)








57 - My Quantitative Reasoning courses helped me to understand and practice mathematical methods that I expect to use in solving problems I encounter in my work or life.

Response Option	Weight	Frequency	Percent	Percent Responses	Means	
Strongly Agree	(5)	53	28.04%		 3.54	
Agree	(4)	56	29.63%			
Neutral	(3)	35	18.52%			
Disagree	(2)	22	11.64%			
Strongly Disagree	(1)	20	10.58%			
N/A	(0)	3	1.59%			
				0 25 50 100	Question	
Response Rate		Mean		STD		Median
189/246 (76.83%)		3.54		1.31		4.00








58 - My Scientific Investigation course(s) helped me understand the steps in the scientific method (observation, experiment, modeling, and rigorous quantitative analysis) in searching for and testing explanations of natural phenomena.

Response Option	Weight	Frequency	Percent	Percent Responses	Means	
Strongly Agree	(5)	51	27.42%		 3.75	
Agree	(4)	70	37.63%			
Neutral	(3)	36	19.35%			
Disagree	(2)	15	8.06%			
Strongly Disagree	(1)	10	5.38%			
N/A	(0)	4	2.15%			
				0 25 50 100	Question	
Response Rate		Mean		STD		Median
186/246 (75.61%)		3.75		1.12		4.00

59 - My Scientific Investigation course(s) provided hands-on experience in data acquisition, experimentation, measurements, data analysis, modeling, etc in which I was able to apply the scientific method.

Response Option	Weight	Frequency	Percent	Percent Responses	Means	
Strongly Agree	(5)	42	22.34%		 3.61	
Agree	(4)	69	36.70%			
Neutral	(3)	41	21.81%			
Disagree	(2)	20	10.64%			
Strongly Disagree	(1)	11	5.85%			
N/A	(0)	5	2.66%			
				0 25 50 100	Question	
Response Rate		Mean		STD		Median
188/246 (76.42%)		3.61		1.13		4.00







60 - My Social and Cultural Analysis courses enabled me to evaluate different theoretical explanations of the same societal phenomena.

Response Option	Weight	Frequency	Percent	Percent Responses	Means	
Strongly Agree	(5)	60	31.75%		 4.02	
Agree	(4)	80	42.33%			
Neutral	(3)	37	19.58%			
Disagree	(2)	5	2.65%			
Strongly Disagree	(1)	3	1.59%			
N/A	(0)	4	2.12%			
				0 25 50 100	Question	
Response Rate		Mean		STD		Median
189/246 (76.83%)		4.02		0.88		4.00







Course:

Response Rate: 191/246 (77.64 %)










61 - My Social and Cultural Analysis courses showed me how theories and concepts from social science disciplines can help explain societal phenomena in my own society or in humanity as a whole.

Response Option	Weight	Frequency	Percent	Percent Responses	Means
Strongly Agree	(5)	62	32.98%		4.05
Agree	(4)	80	42.55%		
Neutral	(3)	35	18.62%		
Disagree	(2)	4	2.13%		
Strongly Disagree	(1)	3	1.60%		
N/A	(0)	4	2.13%		
				0 25 50 100	Question
Response Rate			Mean	STD	Median
188/246 (76.42%)			4.05	0.87	4.00

62 - My Writing Intensive courses provided practice and guidance that helped me refine my research strategies and improve my skills in academic or professional writing.

Response Option	Weight	Frequency	Percent	Percent Responses	Means
Strongly Agree	(5)	79	42.25%		4.16
Agree	(4)	70	37.43%		
Neutral	(3)	28	14.97%		
Disagree	(2)	3	1.60%		
Strongly Disagree	(1)	5	2.67%		
N/A	(0)	2	1.07%		
				0 25 50 100	Question
Response Rate			Mean	STD	Median
187/246 (76.02%)			4.16	0.93	4.00

63 - My first major is:

Response Option	Weight	Frequency	Percent	Percent Responses	Means
Business Administration	(1)	91	47.89%		
Computer Science	(2)	29	15.26%		
Economics	(3)	17	8.95%		
European Studies	(4)	0	0.00%		
History and Civilizations	(5)	1	0.53%		
Information Systems	(6)	2	1.05%		
Journalism and Mass Communications	(7)	28	14.74%		
Mathematics	(8)	4	2.11%		
Political Science and International Relations	(9)	18	9.47%		
				0 25 50 100	
Response Rate					
190/246 (77.24%)					

Course:

Response Rate: 191/246 (77.64 %)

64 - My second major is:					
Response Option	Weight	Frequency	Percent	Percent Responses	Means
Business Administration	(1)	21	11.23%	■	
Computer Science	(2)	15	8.02%	■	
Economics	(3)	24	12.83%	■	
European Studies	(4)	4	2.14%		
History and Civilizations	(5)	0	0.00%		
Information Systems	(6)	10	5.35%	■	
Journalism and Mass Communications	(7)	17	9.09%	■	
Literature	(8)	0	0.00%		
Mathematics	(9)	2	1.07%		
Physics	(10)	1	0.53%		
Political Science and International Relations	(11)	16	8.56%	■	
Psychology	(12)	18	9.63%	■	
Self-Designed Major	(13)	5	2.67%		
No Second major	(14)	54	28.88%	■	
				0 25 50 100	
Response Rate					
187/246 (76.02%)					