


BE INFORMED  
**EXPLOSIONS**

**If there is an explosion...**



1. Take shelter against your desk or a sturdy table.



2. Exit the building as quickly as possible.



3. Do not use elevators.



4. Check for fire and other hazards.



5. Take your emergency kit if time allows.

BE INFORMED

# EXPLOSIONS

# If there is fire...



1. Exit the building as quickly as possible.



2. Crawl low in smoke.



3. Use a wet cloth to cover your nose and mouth.



4. Use the back of your hand to feel the lower, middle, and upper parts of closed doors.



5. If the door is not hot, brace yourself against the door and open it slowly.



6. Do not open the door if it is hot. Look for another way out.

**EXPLOSIONS** If there is fire...



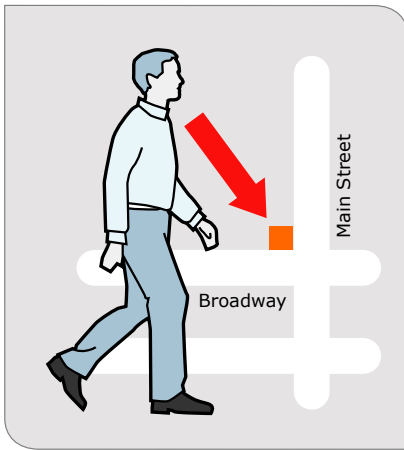
7. Use appropriate fire exits, not elevators.




8. If you catch fire, do not run!



9. Stop, Drop and Roll.



10. If you are at home, go to previously designated meeting place.



11. Account for your family members.



12. Do not go back into a burning building and carefully supervise small children.

BE INFORMED

**EXPLOSIONS** If there is fire...

---

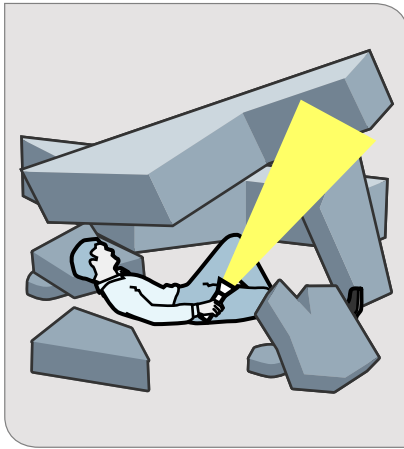


13. Call the fire department.

BE INFORMED

# EXPLOSIONS

## If you are trapped in debris...



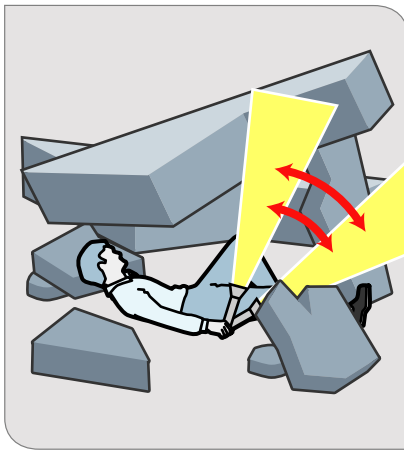
1. If possible, use a flashlight to signal your location.



2. Avoid unnecessary movement so that you don't kick up dust.



3. Cover your mouth and nose with anything you have on hand. Dense weave cotton material can create a good filter. Try to breathe through the material.



4. Tap on a pipe or wall so that rescuers can hear where you are.



5. Use a whistle if one is available. Shout only as a last resort - shouting can cause a person to inhale dangerous amounts of dust.